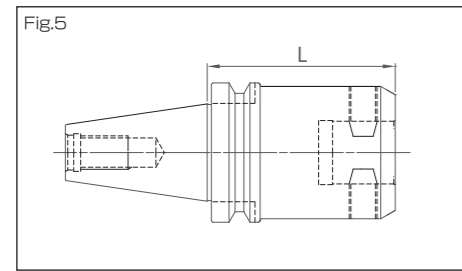
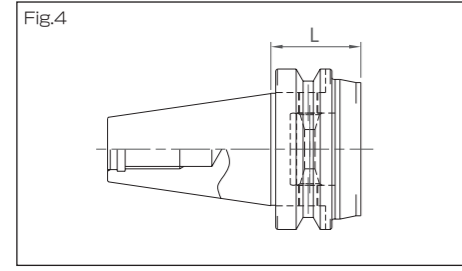
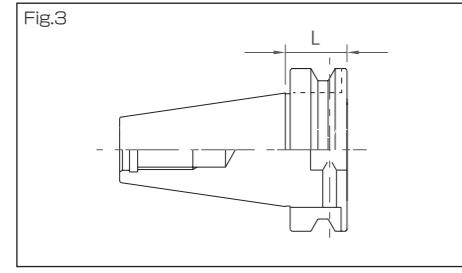
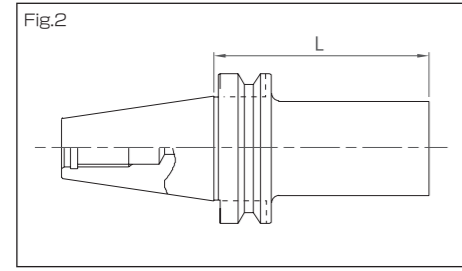
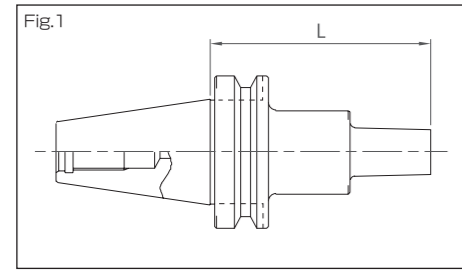


シャンク Shank
 シャンク互換表 Compatibility table

BTシャンク互換表 BT Shank Compatibility Table



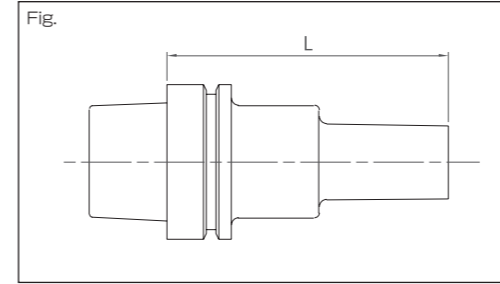
(単位: mm)

シャンクコード Shank Code	BT No.	L	適用本体 Applicable unit	図 Fig.	重量 (kg) Weight
BT30-SH 18 - 50	BT30	50	ABH-SB18,ABH-18	1	0.5
-SH 23 - 55		55	ABH-SB23,ABH-23,BCH-28,BCH-33		0.6
-SH 30 - 45		45	ABH-SB30,ABH-30,BCH-41		0.5
-SH 40 - 35		35	ABH-SB40,ABH-40,BCH-52		0.5
-SH 45 - 22		22	PRM45		0.3
BT40-SH 18 - 85	BT40	85	ABH-SB18,ABH-18	1	1.1
-SH 23 - 70		70	ABH-SB23,ABH-23,BCH-28,BCH-33		1.1
-130		130			1.8
-SH 30 - 85		85	ABH-SB30,ABH-30,BCH-41		1.3
-115		115			1.6
-SH 40 - 75		75	ABH-SB40,ABH-40,BCH-52		1.3
-105		105			1.6
-SH 45 - 27		27	PRM45		0.7
-SH 50 - 93		93	ABH-SB50,ABH-50		1.8
-123		123			2.3
-SH 57 - 68		68	BCH-67		1.8
-98		98			2.4
-SH 60 - 27		27	PRM60		0.6
-SH 63 - 68		68	ABH-63,BCH-90		1.7
-98		98			2.4
-SH 63M- 30	30	MAG-T63	0.9		
-SH 83 - 65	65	ABH-83,ABQ,BCH-120	1.9		
-95	95		2.7		
-SH125 - 84	84	BHB-125	2.3		
-SH180 - 65	65	BHB-180,BHB-280	2.6		
BT50-SH 18 -130	BT50	130	ABH-SB18,ABH-18	1	4.4
-SH 23 -100		100	ABH-SB23,ABH-23,BCH-28,BCH-33		3.8
-160		160			4.5
-SH 30 - 85		85	ABH-SB30,ABH-30,BCH-41		3.7
-145		145			5.4
-SH 40 -105		105	ABH-SB40,ABH-40,BCH-52		4.0
-165		165			4.8
-SH 45 - 40		40	PRM45		3.5
-SH 50 -123		123	ABH-SB50,ABH-50		4.6
-183		183			5.7
-SH 57 - 83		83	BCH-67		5.1
-143		143			6.6
-188		188			8.1
-SH 60 - 40		40	PRM60		3.5
-SH 63 - 83		83	ABH-63,BCH-90		4.4
-143		143			5.7
-203		203			7.1
-SH 63M- 40		40	MAG-T63		3.4
-SH 83 - 95		95	ABH-83,BCH-120,ABQ		5.1
-140		140			6.5
-185		185			8.0
-SH 83Q- 75		75	ABH83*,ABQ*,BCH-120*		5.3
-135		135			8.6
-SH 83M- 56		56	MAG-T83*		4.4
-SH160 - 90		90	BCH-160,BCH-220		7.3
-150	150		9.3		
-SH180 - 80	80	BHB-125*,BHB-180,BHB-280	5.3		
-140	140		8.8		
-SH180T- 90	90	BTA	8.0		
-150	150		11.0		
-SH300 - 67	67	M-BCH	5.9		
-SH320 -100	100	BTM	7.5		
BT60-SH300 - 67	BT60	67	M-BCH	2	15.1
-SH320 - 56		56	BTM*		19.7

1. *印のついた本体に接続する場合には中継フランジが必要です。
 1. A relay flange is required to connect to the units marked with an asterisk(*).

Shank シャンク
 Compatibility table シャンク互換表

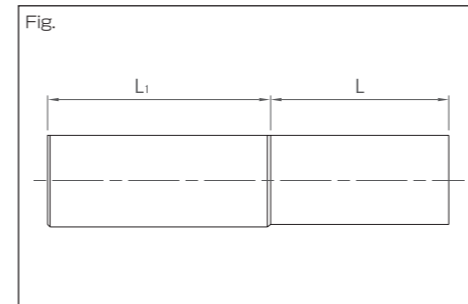
HSKシャンク互換表 HSK Shank Compatibility Table



(単位: mm)

シャンクコード Shank code	HSK No.	L	適用本体 Applicable Unit	重量 (kg) Weight	
A63-SH18- 85	HSK-A63	85	ABH-SB18,ABH-18	1.0	
-SH23- 70		70	ABH-SB23,ABH-23	0.8	
-130		130	BCH-28,BCH-33	1.6	
-SH30- 85		85	ABH-SB30,ABH-30	1.0	
-115		115	BCH-41	1.3	
-SH40- 75		45	ABH-SB40,ABH-40	1.1	
-105		105	BCH-52	1.3	
-SH45- 45		45	PRM-45	1.3	
-SH50- 68		68	ABH-SB50,ABH-50	1.3	
-98		98		1.8	
-SH57- 63		63	BCH-67	1.1	
-93		93		1.7	
-SH60- 50		50	PRM-60	1.7	
A100-SH18-130		HSK-A100	130	ABH-SB18,ABH-18	3.1
-SH23-100			100	ABH-SB23,ABH-23	2.7
-160	160		BCH-28,BCH-33	3.4	
-SH30- 85	85		ABH-SB30,ABH-30	2.5	
-145	145		BCH-41	3.5	
-SH40-105	105		ABH-SB40,ABH-40	2.7	
-165	165		BCH-52	3.8	
-SH45- 65	65		PRM-45	2.3	
-SH50- 98	98		ABH-SB50,ABH-50	3.0	
-158	158			4.3	
-SH57- 83	83		BCH-67	3.0	
-143	143			3.9	
-203	203			4.8	
-SH60- 65	65		PRM-60	2.9	
-SH63- 83	83		ABH-63,BCH-90	3.2	
-143	143		4.6		
-203	203		6.1		
-SH83- 95	95	ABH-83,ABQ,BCH-120	3.5		
-140	140		5.1		
-185	185		6.7		

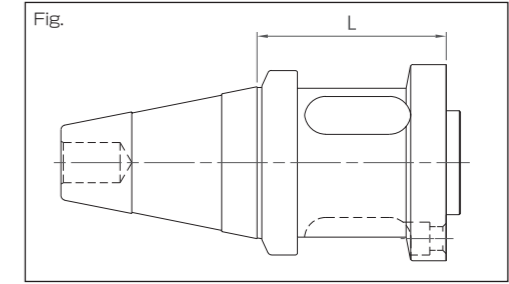
STシャンク互換表 ST Shank Compatibility Table



(単位: mm)

シャンクコード Shank code	ST No.	L	L1	適用本体 Applicable Unit	重量 (kg) Weight
ST25-SH18-30	ST25	30	55	ABH-SB18,ABH-18	0.3
-SH23-35		35		ABH-SB23,ABH-23,BCH-28,BCH-33	0.3
-SH30-40		40		ABH-SB30,ABH-30,BCH-41	0.4
-SH45-30		30		PRM-45	0.5
ST32-SH18-50	ST32	50	75	ABH-SB18,ABH-18	0.6
-SH23-55		55		ABH-SB23,ABH-23,BCH-28,BCH-33	0.7
-SH30-60		60		ABH-SB30,ABH-30,BCH-41	0.8
-SH40-50		50		ABH-SB40,ABH-40,BCH-52	0.9
-SH45-20		20		PRM-45	0.7
-SH50-53		53		ABH-SB50,ABH-50	0.9
-SH60-30	30	PRM-60	1.1		
ST42-SH18-50	ST42	50	90	ABH-SB18,ABH-18	1.1
-SH23-55		55		ABH-SB23,ABH-23,BCH-28,BCH-33	1.2
-SH30-60		60		ABH-SB30,ABH-30,BCH-41	1.3
-SH40-50		50		ABH-SB40,ABH-40,BCH-52	1.4
-SH50-53		53		ABH-SB50,ABH-50	1.4
-SH60-20		20		PRM-60	1.4
-SH57-53		53		BCH-67	1.8
-SH63-53		ABH-63,BCH-90	1.7		

Hシャンク互換表 H Shank Compatibility Table



(単位: mm)

シャンクコード Shank code	H No.	L	適用本体 Applicable Unit	重量 (kg) Weight
H50-SH 18- 40	H50	40	ABH-SB18,ABH-18	1.9
- 80		80		2.0
-SH 23- 65		65	ABH-SB23,ABH-23	2.0
-105		105	BCH-28,BCH-33	2.1
-SH 30- 70		70	ABH-SB30,ABH-30	2.0
-110		110	BCH-41	2.2
-SH 40-100		100	ABH-SB40,ABH-40	2.5
-140		140	BCH-52	2.9
-SH 50- 78		78	ABH-SB50,ABH-50	2.7
-128		128		3.5
-178		178		4.3
-SH 57- 83		83	BCH-67	2.8
-133		133		3.9
-183		183		5.0
-SH 63- 83		83	ABH-63,BCH-90	3.0
-133	133		4.2	
-183	183		5.4	
-SH 83- 80	80	ABH-83-BCH-120,	3.2	
-130	130	ABQ	4.4	
-180	180		5.6	
-SH160- 49	49	BCH-160,BCH-220	3.1	
-SH180- 49	49	BHB125* BHB180,BHB-260	3.1	

1. *印のついた本体に接続する場合には中継フランジが必要です。
 1. A relay flange is required to connect to the units marked with an asterisk(*).